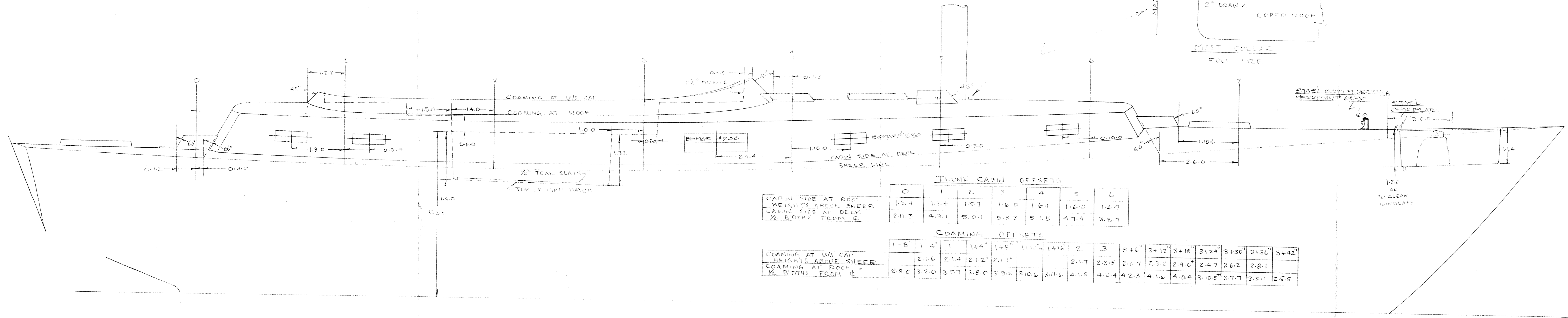
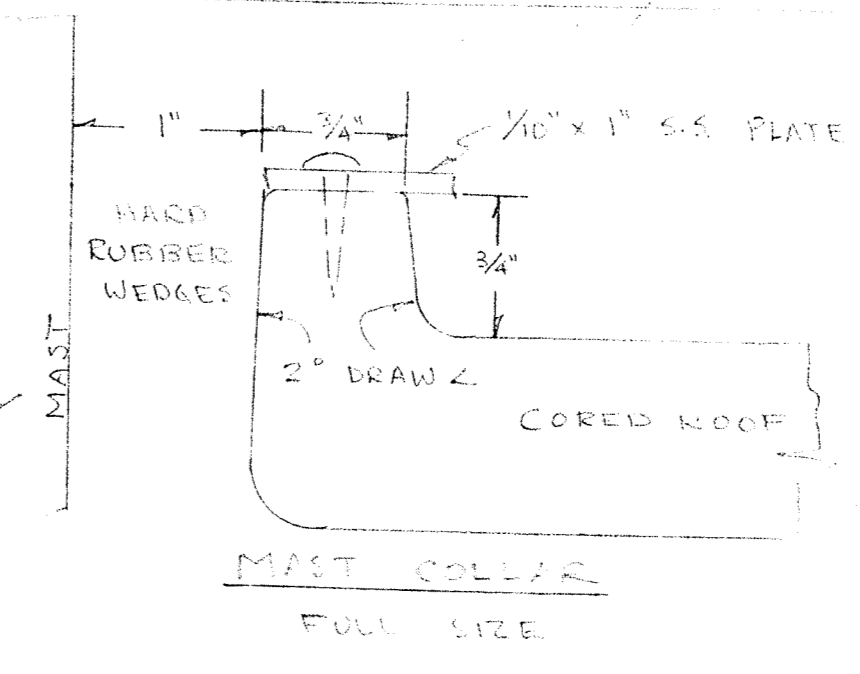


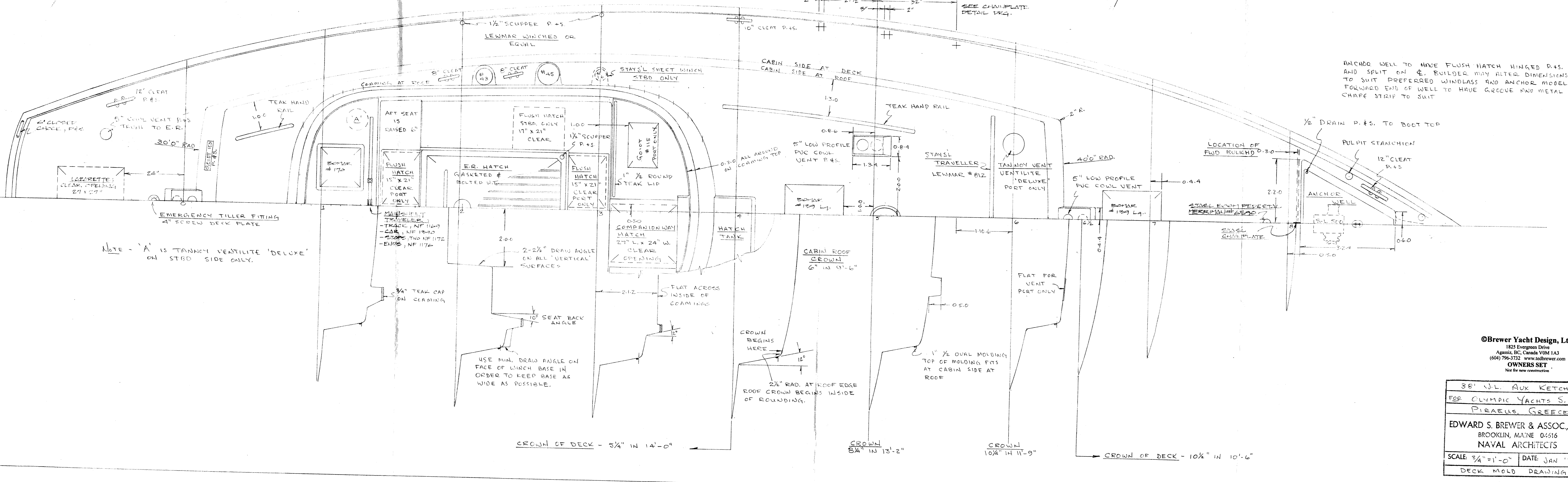
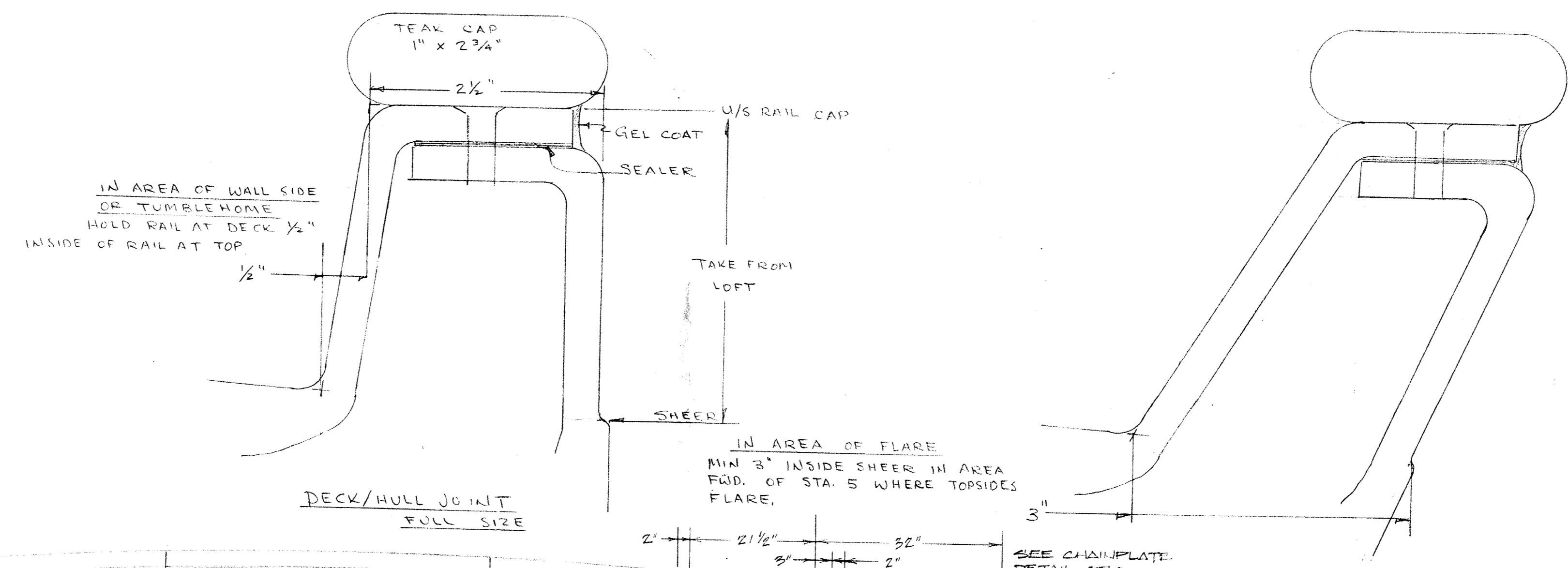
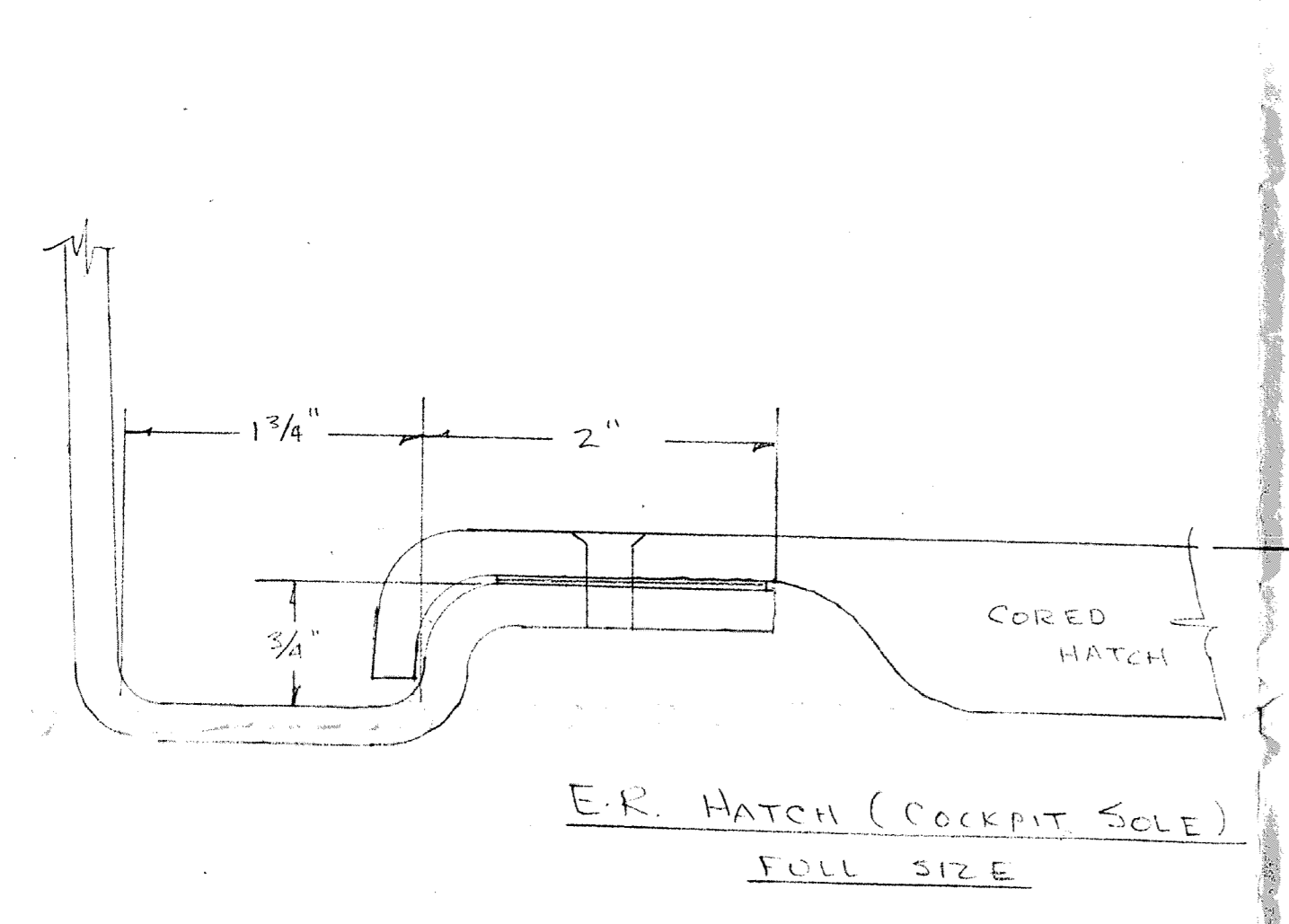
CEILING VENTS & WINDOWS 1/2" WIDE BETWEEN COAMING SIDE AT DECK AND COAMING SIDE AT DECK. TOP EDGE OF COAMING & SEATS TO FOLLOW COAMING SIDE AT DECK.

OUTSIDE OF COAMING TO HAVE 12" RADIUS FROM STA. 14.11" TO STA. 5. RADIUS MUST POINTS THE HULL IS TO INCREASE GRADUALLY TO 45° AT THE INSIDE OF COAMING TO HAVE 12" RADIUS IN WAY OF COCKPIT SEATS. DECREASE TO 2 1/2" RADIUS BEHIND WHICH COAMING IS OVER HULL.



C	1	2	3	4	5	6
CABIN SIDE AT ROOF HEIGHTS ABOVE SHEER	15.4	15.4	15.7	16.0	16.1	16.0
COAMING AT ROOF HEIGHTS ABOVE SHEER	211.3	43.1	50.1	53.3	51.8	47.4
1/2 B'DIRS FROM E						

1-8	1-4	1	14A	14B	14C	14D	2	3	5+6	5+12	3+16	3+24	5+30	5+36	5+42
COAMING AT U/S CAP HEIGHTS ABOVE SHEER	2.16	2.14	2.12	2.11					2.17	2.25	2.27	2.30	2.40	2.47	2.62
COAMING AT ROOF HEIGHTS ABOVE SHEER	29.0	32.0	37.1	38.0	39.5	310.0	311.6	4.15	4.24	4.23	4.16	4.04	3.10	3.71	3.31
1/2 B'DIRS FROM E															



ANCHOR WELL TO HAVE FLUSH HATCH HINGED P+S AND SPLIT ON 45° BUILDER MAY ALTER DIMENSIONS TO SUIT PREFERRED WINDLASS AND ANCHOR MODEL. FORWARD END OF WELL TO HAVE GROOVE AND METAL CHAFE STRIP TO SUIT.

NOTE - 'A' IS TANNY VENTILITE 'DELUXE' ON STD SIDE ONLY.

©Brewer Yacht Design, Ltd.
1825 Evergreen Drive
Agassiz, BC, Canada V0M 1A3
(604) 796-3732 www.tedbrewer.com
OWNERS SET
Not for sale construction

38' N.L. AUX KETCH FOR OLYMPIC YACHTS S.A. PIRAEUS, GREECE	DESIGN NUMBER 54
EDWARD S. BREWER & ASSOC., INC. BROOKLIN, MAINE 04516 NAVAL ARCHITECTS	SHEET NUMBER 4
SCALE 3/4"=1'-0" DATE JAN '74	OF
DECK MOLD DRAWING	